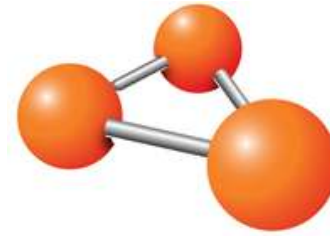


## CCC KIDS OBSERVATION CHECKLIST

### LEARN...

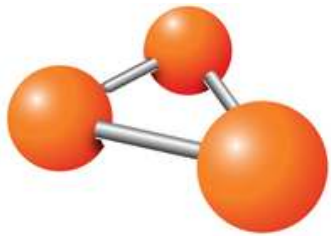
- Check-in & registration
- Where the resources are in the room
- Where resources are behind the children's stage
- How to prepare room for next service
- How curriculum works – if used
- Bathroom policy (don't go in alone with child – prop door open)
- Process for paging parents with security #
- Check-out
- Parent take home cards (Car Talk/God Time/Fridge Door)



## CCC KIDS OBSERVATION CHECKLIST

### LEARN...

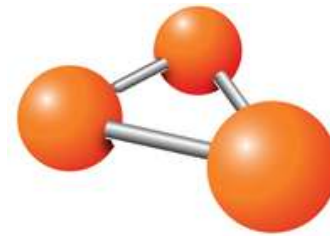
- Check-in & registration
- Where the resources are in the room
- Where resources are behind the children's stage
- How to prepare room for next service
- How curriculum works – if used
- Bathroom policy (don't go in alone with child – prop door open)
- Process for paging parents with security #
- Check-out
- Parent take home cards (Car Talk/God Time/Fridge Door)



## CCC KIDS OBSERVATION CHECKLIST

### LEARN...

- Check-in & registration
- Where the resources are in the room
- Where resources are behind the children's stage
- How to prepare room for next service
- How curriculum works – if used
- Bathroom policy (don't go in alone with child – prop door open)
- Process for paging parents with security #
- Check-out
- Parent take home cards (Car Talk/God Time/Fridge Door)



## CCC KIDS OBSERVATION CHECKLIST

### LEARN...

- Check-in & registration
- Where the resources are in the room
- Where resources are behind the children's stage
- How to prepare room for next service
- How curriculum works – if used
- Bathroom policy (don't go in alone with child – prop door open)
- Process for paging parents with security #
- Check-out
- Parent take home cards (Car Talk/God Time/Fridge Door)